













GRILLES & VENTILATORS cont.




Description	Trade	Retail	Size/System
 Plinth Ventilator	146	n/a	456 x 75mm (overall size)
 Worktop Ventilator	Metal 148	40148	478 x 79mm (overall size)
 Louvre	793	40793	271 x 95mm
 Louvre	796	40796	271 x 171mm
 Open n Shut Grille	893	40893	271 x 95mm
 Open n Shut Grille	896	40896	271 x 171mm
 Air Extract or supply Valve (to fit pipe)	136-04 136-05 136-06	n/a n/a n/a	100 125 150
 Air Extract or supply Valve (ceiling)	136-24 136-25 136-26	40136 n/a n/a	100 125 150

GRILLES & VENTILATORS cont.

 Roof Vent Cowl for 110mm pipe	4110	n/a	110
 Roof Weathering Slate (angled)	4457	n/a	110 (457 x 457mm)















SYSTEM 100, SUPERTUBE 125 & MEGADUCT 220

Flat channel outer dimensions are: S100, 110mm x 54mm S125, 204mm x 60mm M220, 220mm x 90mm

	Flat Channel 1m	010 510 910	40010 n/a n/a	S100 S125 M220	
	1.5m	015 515 915	n/a n/a n/a	S100 S125 M220	
	NEW 2m	D1-2000 D3-2000	n/a n/a	S100 S125	
	 Flat Channel Outer Sleeve	1m	D2-1000	n/a	S100
	 Flat Channel Clip	122-4 122-5 922	40122* n/a n/a	S100 S125 M220	

*Two items per pack

SYSTEM 100, SUPERTUBE 125 & MEGADUCT 220

Description	Trade	Retail	Size/System
 Flat Channel Connector	020 520 920	40020 n/a n/a	S100 S125 M220
 Flat Channel Connector with Damper	027 527	n/a n/a	S100 S125
 Elbow Bend with Socket with Spigot	030 040	40030 40040	S100 S100
 Elbow Bend	440 540 640	n/a n/a n/a	100 125 150
(Connects Supertube 125 to 100, 125 & 150mm dia.)			
 Elbow Bend with Rotating Offset Spigot	441 541 641	n/a n/a n/a	100 125 150
(Connects Supertube 125 to 100, 125 & 150mm dia.)			
 Elbow Bend with Rotating Offset Spigot	941 951 961	n/a n/a n/a	100 125 150
(Connects MegaDuct 220 to 100, 125 & 150mm dia.)			
 Adapter - from 125mm to 100mm	544	n/a	S125
Adapter to fit code 540/541 to 100mm spigot			
 Horizontal 90° Bend	050 550 950	40050 n/a n/a	S100 S125 M220
 Horizontal Adjustable Bend	545	n/a	S125
 Vertical 90° Bend	060 560 960	40060 n/a n/a	S100 S125 M220
 Horizontal T Piece	080 582	40080 n/a	S100 S125
 Round to Rectangular Adapter	070 570 970	40070 n/a n/a	S100 S125 M220
Round connection 100mm I.D./125mm I.D./154mm I.D.			
 Short Round to Rectangular Adapter	071	40071	S100
Round connection 100mm O.D.			
 Rectangular Wall Plate	115-4 115-5	40115 n/a	S100 S125